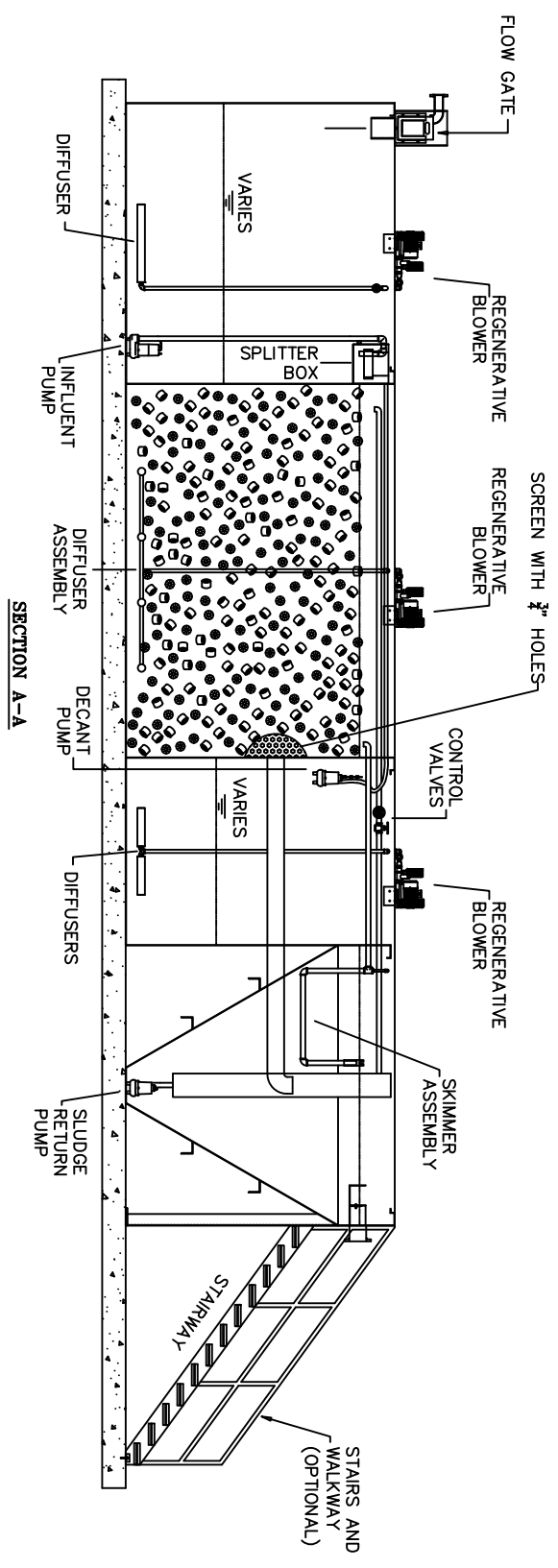
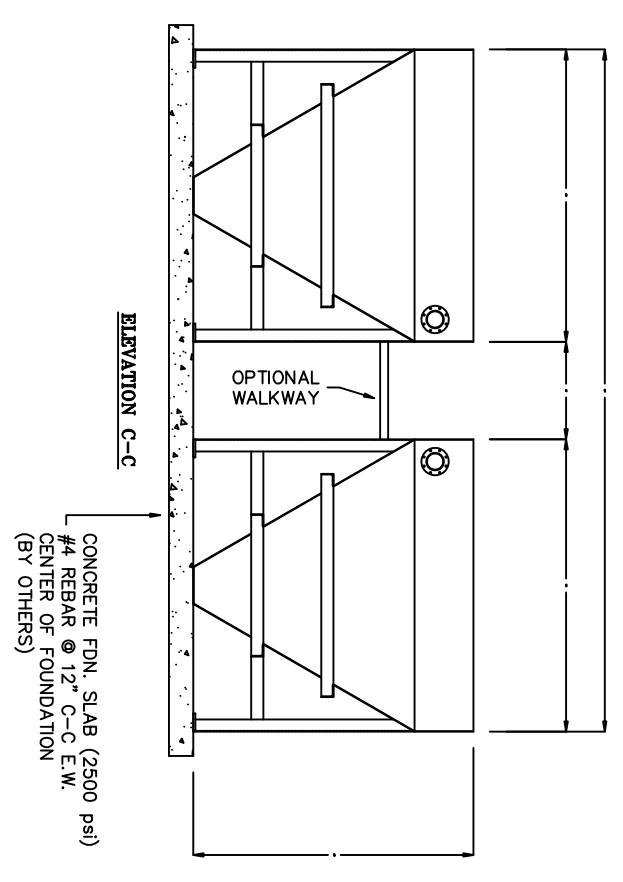


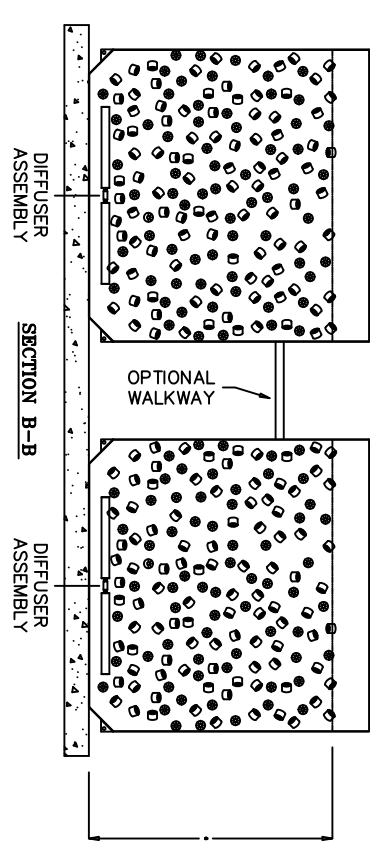
PLAN VIEW



SECTION A-A



ELEVATION C-C



SECTION B-B

NOTICE:
THIS DRAWING HAS NOT BEEN PUBLISHED AND IS THE SOLE PROPERTY OF LEGACY ENVIRONMENTAL PROCESS, L.L.C. IT IS INTENDED FOR THE USE OF THE PROJECT FOR WHICH IT WAS PREPARED. NO PART OF THIS DRAWING SHALL BE REPRODUCED, COPIED, LENT, OR OTHERWISE USED FOR ANY PURPOSE OTHER THAN THAT FOR WHICH IT IS SPECIFICALLY FURNISHED.

TOLERANCE UNLESS NOTED:
ALL DIMENSIONS IN INCHES.
FRACTIONAL DIMENSIONS: 1/32"
DECIMAL DIMENSIONS: ±.015"
HOLE DIMENSIONS: ±.015"
MACH. SURFACE: 125 μ INK.

DRAWN	LR	DATE	7/3/12
CHECKED	MCP	DATE	7/3/12
APPROVED	MCP	DATE	7/3/12
NEXT ASSY		SHEET	1 OF 1

LEGACY ENVIRONMENTAL PROCESS L.L.C.
1445 Ashville Road, Suite 103
Leeds, AL 35094 U.S.A.
Phone: 205-640-1035
Fax: 205-640-1039

BIOMBR BIOLOGICAL MOVING BED REACTOR GENERAL ARRANGEMENT STANDARD FOR 120,000 GPD

SCALE: 1:80
CUSTOMER: LEP-003MBRR
DWG. NO.: LEP-003MBRR
REV: 0

www.legacyenvpro.com