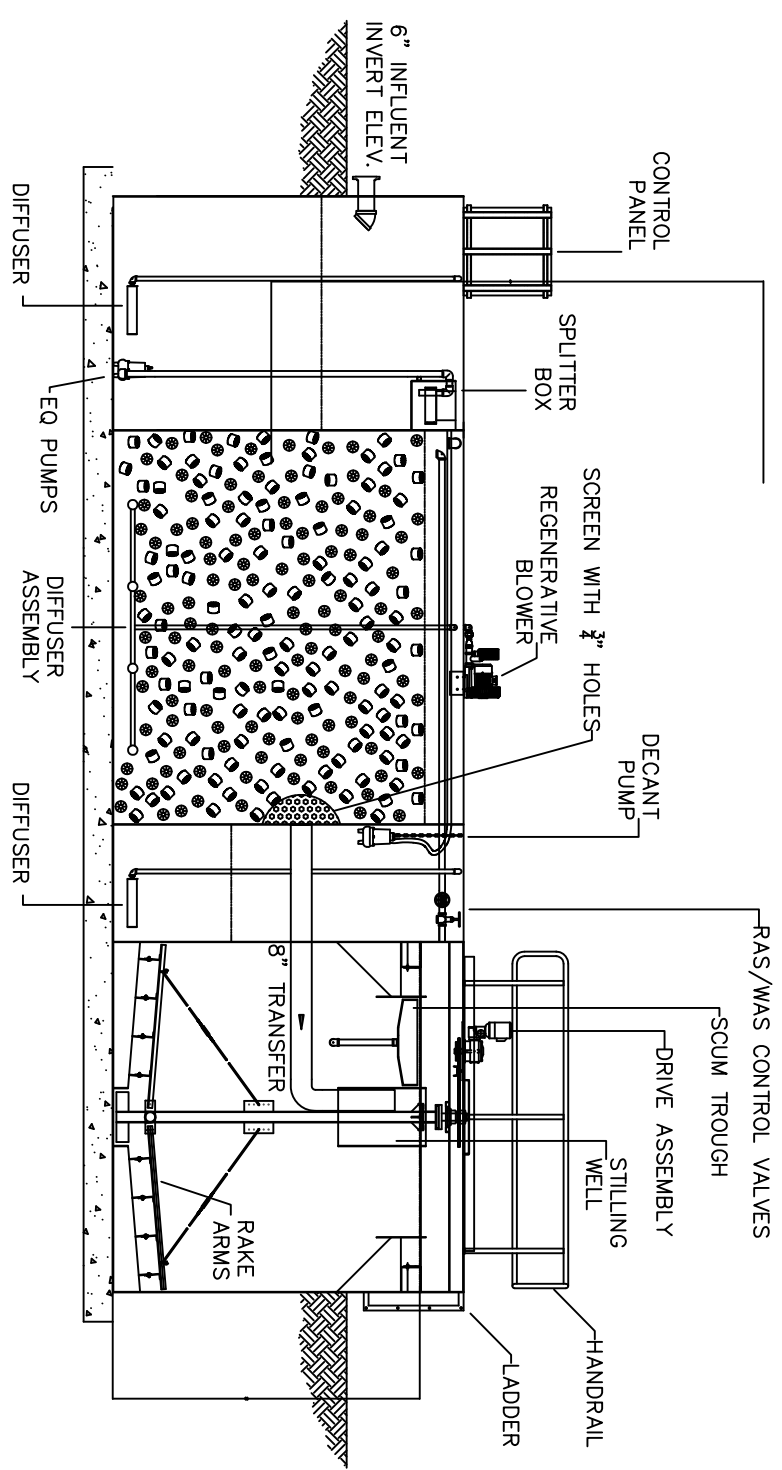
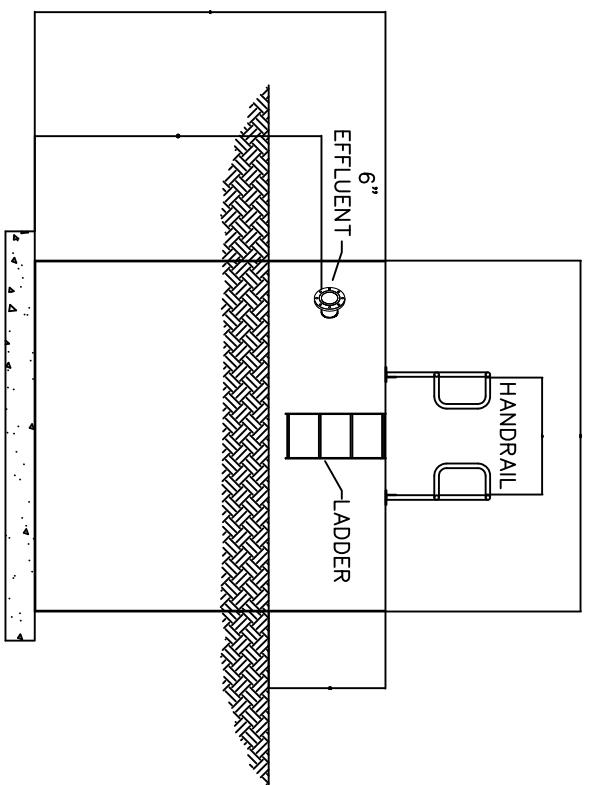
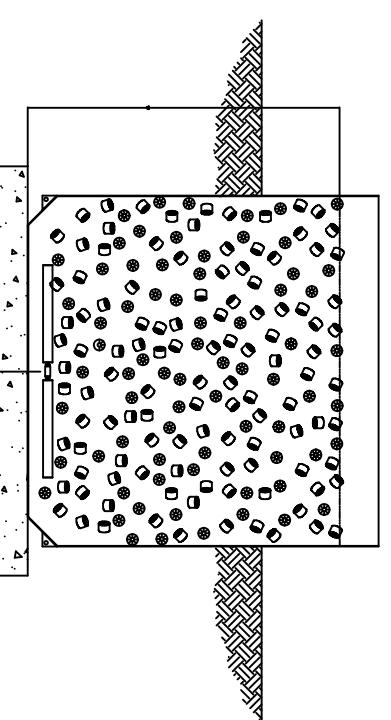


PLAN VIEW



SECTION A-A



SECTION B-B

NOTICE: THIS DRAWING HAS NOT BEEN PUBLISHED AND IS THE SOLE PROPERTY OF LEGACY ENVIRONMENTAL PROCESS L.L.C. IT IS LOANED TO THE PURSUER FOR HIS CONFIDENTIAL USE ONLY. IN NO EVENT SHALL THE PURSUER BE HELD RESPONSIBLE FOR THE REPRODUCTION OF THIS DRAWING IN ANY MANNER, OR FOR ANY DAMAGES, COSTS, FEES, OR OTHERS INCURRED BY OR FOR ANY PURPOSES OTHER THAN THAT FOR WHICH IT IS SPECIFICALLY FURNISHED.

TOLERANCE UNLESS NOTED:
 ALL DIMENSIONS IN INCHES:
 FRACTIONAL: ± 1/32"
 ANGLES: ± 1/2°
 DECIMAL: ± 0.015"
 HOLE: ± 0.010"
 MACH. SURFACE: 125 μ INK.

DRAWN	LR	DATE	7/3/12
CHECKED	MCP	DATE	7/3/12
APPROVED	MCP	DATE	7/3/12
NEXT ASSY		SHEET	1 OF 1

LEGACY ENVIRONMENTAL PROCESS L.L.C.
 1445 Ashville Road, Suite 103
 Leeds, AL 35094 U.S.A.
 Phone: 205-640-1035
 FAX: 205-640-1039

Biombrr Biological Moving Bed Reactor General Arrangement Standard for 25,000 GPD

SCALE: 1:80
 CUSTOMER: LEP-001MBBR
 REV: 0



www.legacyenvpro.com